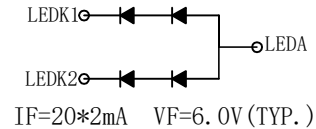
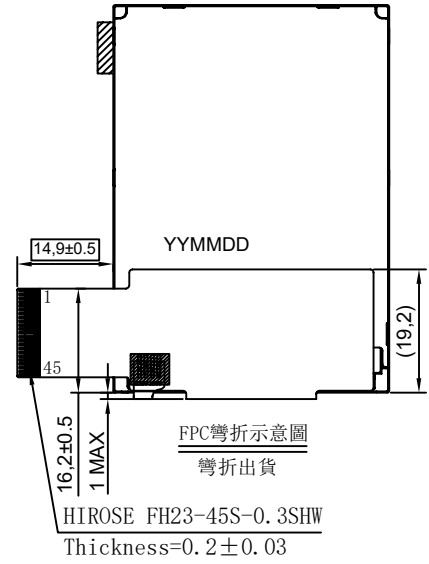
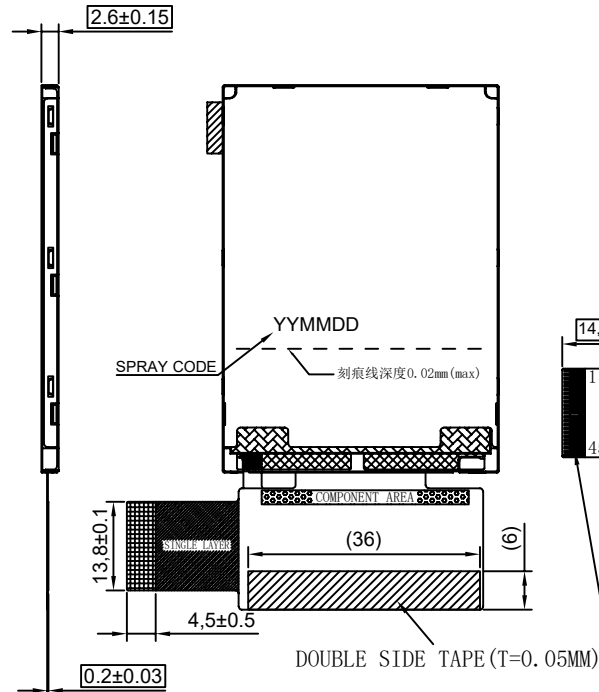
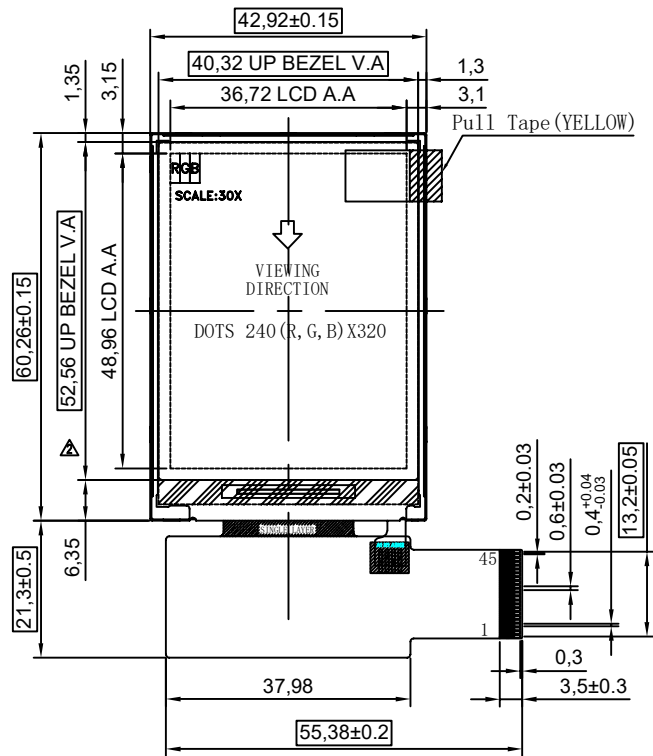


CUSTOMER

CUSTOMER'S CODE

RoHS



PIN NO.	DEFINE
1	VCI
2	VDDI
3	IM0
4	IM1
5	IM2
6	IM3
7	RESX
8	VSYN
9	HSYN
10	DOTCLK
11	DE
12	D17
13	D16
14	D15
15	D14
16	D13
17	D12
18	D11
19	D10
20	D9
21	D8
22	D7
23	D6
24	D5
25	D4
26	D3
27	D2
28	D1
29	D0
30	SDO
31	SDI/SDA
32	RDX
33	WRX(D/CX)
34	D/CX(SCL)
35	CSX
36	GND
37	LEDA
38	LEDK1
39	LEDK2
40	DUMMY
41	DUMMY
42	DUMMY
43	DUMMY
44	DUMMY
45	DUMMY

Specification	
1.Display mode:	a-Si TFT / Normally White TN / TRANSMISSIVE
2.Viewing Direction:	12 O'clock 3.Power supply voltage: Vdd=2.8V
4.Operating temp:	-20°C to 70°C , Storage temp: -30°C to 80°C
5.DRIVER IC.:	ILI9341V 6.INTERFACE : RGB CPU SPI PARALEL Interface
7.BACKLIGHT:	VF=6.0V(TYP.) IF=40mA 4 White LED
8.Unspecified tolerance :	±0.30mm
9.Remark: RoHS	10.LUMINANCE: 400 cd/m ² (MIN.)

CUSTOMER'S APPROVAL

SAZENTO				
Mod.Name		SUY024010-240320		
UNIT	SIZE	DESIGNER	CHECK	APPROVER
mm	A4	Ken Lin	jack hu	Jason Lu

SCALE	SHEET
NTS	1/1
FILE NAME	
Count Dwg.	